

Helios SATA DVD/CD/Blu-ray Duplicator Controller

with user-programmable SmartKeys and One-touch USB-to-Disc copy

HELIOS is uniquely designed to save users time and increase productivity supporting both standard DVD/CD/BD and USB-to-Disc duplications. HELIOS features a user-friendly 7-button control panel with two (2) user-programmable SmartKeys for frequently used functions and a One-Touch USB copy control key. User-friendly menu-driven functions are displayed through the 2-line LCD screen. Designed to maximize usability, HELIOS adds more convenient functions to a best-selling standalone duplicator controller design.

Available Models



5 Target

SATA-DVD/CD/Blu-ray Duplicator Controller



7 Target

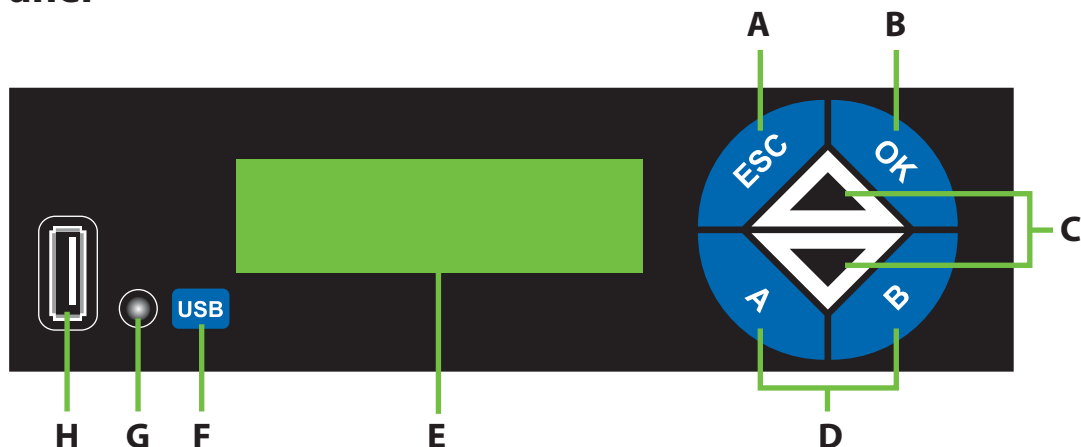
SATA-DVD/CD/Blu-ray Duplicator Controller



11 Target

SATA-DVD/CD/Blu-ray Duplicator Controller

Control Panel








- A. ESC: Back to previous menu
- B. OK: Select desired function
- C. Up/Down: Scroll through available functions
- D. SmartKeys (A & B): For customized shortcuts of frequently used functions


- E. LCD display: Back-lit LCD display
- F. USB Instant copy button: One-touch USB-to-disc duplication
- G. Status Indicator LED Light: For USB duplication
- H. USB port: Reads all USB 2.0/ 1.0 USB drives

Quickstart Guide

1. DVD/CD/BD duplication










- a. Press  to start
- b. Press  and  keys to scroll through menu
- c. Press  to select desired functions
- d. Press  to return to the previous menu function

2. One-Touch USB duplication

- a. Insert USB device containing master file into USB port
- b. Load blank target disc(s) into optical writer tray(s)
- c. Close optical writer tray(s)
- d. Press  once to start quick duplication from USB to disc

- Content on USB can only be copied directly onto optical disc
- Make sure master file size is less than target optical disc capacity
- USB quick duplication does not support Compare or Copy & Compare, Multi-session and Disc-spanning.

3. SmartKey (A & B) programming instructions

- Use  to scroll to Function 11: Setup, press 
- Press  to option 20: SmartKey, press 
- Press  to define SmartKey A
- Using  and  to select desired option for SmartKey A:
 - Eject All Disc
 - Eject Source
 - Eject Target
 - Load Disc to HDD
 - Select Burn Speed
- Press  to confirm selection
- Press  to repeat process for function selection of SmartKey B

Note: We recommend using manufacturer-approved USB drives for best performance. HELIOS cannot copy master file on USB with content larger than target disc capacity.